

Coronavirus Disease 2019 (COVID-19)

MENU >



How to Select, Wear, and Clean Your Mask

How to Select Masks

Updated Aug. 27, 2020

[Print](#)

CDC recommends that you wear [masks](#) in public settings around people who don't live in your household and when you can't stay 6 feet away from others. Masks help stop the spread of COVID-19 to others.

Overview

- Wear masks with two or more layers to stop the spread of COVID-19
- Wear the mask over your nose and mouth and secure it under your chin
- Masks should be worn by people two years and older
- Masks should NOT be worn by children younger than two, people who have trouble breathing, or people who cannot remove the mask without assistance
- Do NOT wear masks intended for healthcare workers, for example, N95 respirators
- CDC does not recommend the use of gaiters or face shields. Evaluation of these face covers is on-going but effectiveness is unknown at this time.

How to Select

When selecting a mask, there are many choices. Here are some do's and don'ts.

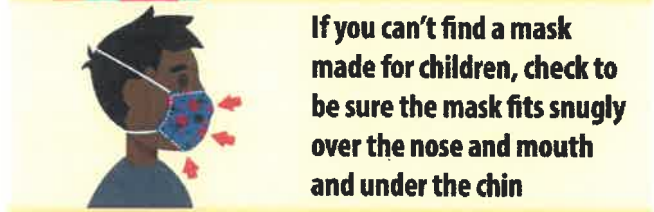
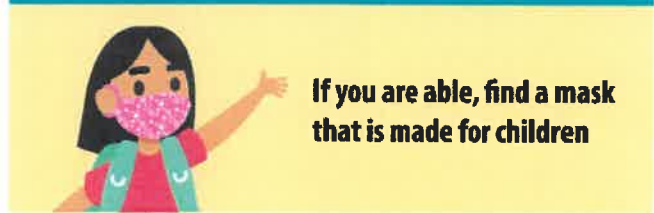
DO choose masks that	DO NOT choose masks that
 <p>Have two or more layers of washable, breathable fabric</p>	 <p>Are made of fabric that makes it hard to breathe, for example, vinyl</p>
 <p>Completely cover your nose and mouth</p>	 <p>Have exhalation valves or vents, which allow virus particles to escape</p>
 <p>Fit snugly against the sides of your face and</p>	 <p>Are intended for healthcare workers, including N95</p>



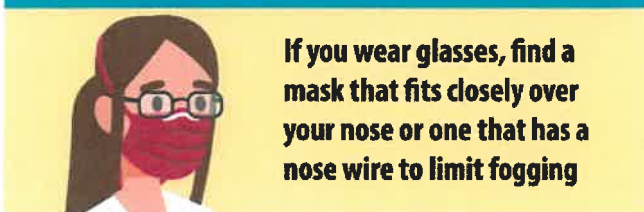
Caution: Gaiters & Face Shields



Special Situations: Children



Special Situations: Glasses



How to Wear

Wear a mask **correctly** and **consistently** for the best protection.

- Be sure to wash your hands before putting on a mask
- Do **NOT** touch the mask when wearing it

Do wear a mask that

- Covers your nose and mouth and secure it under your chin
- Fits snugly against the sides of your face

For more information, visit our [How to Wear Masks](#) web page.



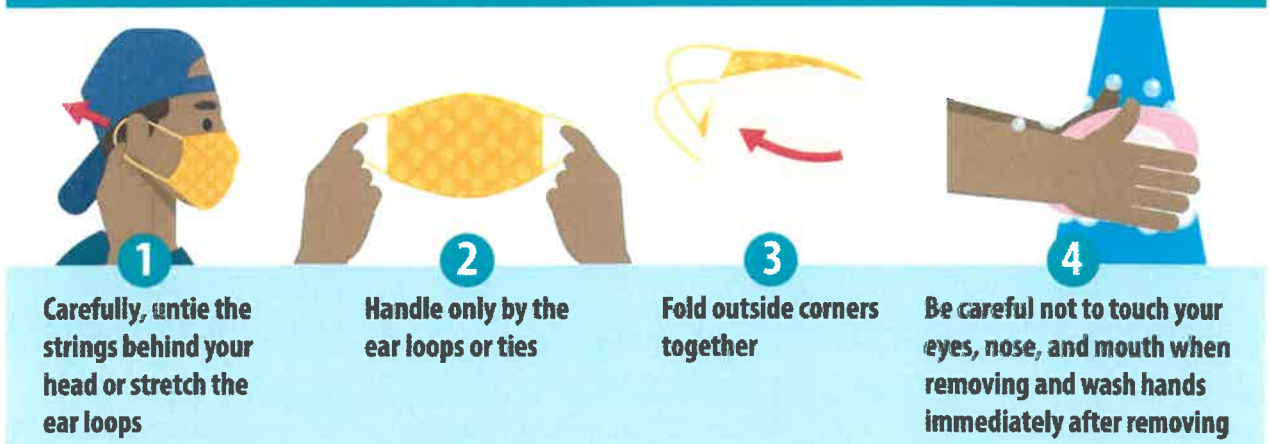
Do NOT wear a mask

Do NOT wear a mask



How to take off a mask

How to take off a mask




How to Clean

Masks should be washed regularly. Always [remove masks correctly](#) and [wash your hands](#) after handling or touching a used mask.

- Include your mask with your regular laundry
- Use regular laundry detergent and the warmest appropriate water setting for the cloth used to make the mask
- Use the highest heat setting and leave in the dryer until completely dry

For more information, visit our [How to Wash Masks](#) web page.



For more information, see our [Masks](#) web site. For information on the sources for our mask guidance, see [Recent Studies](#).

Last Updated Aug. 27, 2020